

HZL-NX7

JUKI

HZL-NX7

Kirei



The Next

Generation



JUKI: SEWING MACHINES WITH HISTORY

Since their introduction in 1947, JUKI's home sewing machines have been a brand loved around the world.

JUKI's home sewing machines contain the industrial sewing machine technology with the world's number one market share.

This evolution will boost your creativity and lift your artistry to greater heights.

It is sure to add beauty to your life.



1947 HA-1
First JUKI sewing machine



1966 HZD-956
"Rotalix" mechanism



1985 HZL-7000
Auto thread tension
Auto needle threader

The Next

Generatio



*Sew Beautiful
with Kirei **NX7***



on → 2018 HZL-NX7 **Kirei**

Interchangeable Single Needle System

Effortlessly switch to a straight stitch sewing machine with the revolutionary interchangeable Single Needle System. Create perfect stitches from beginning to end. No pulling, bunching or pushing fabrics into the needle opening. Smooth handling for perfect piecing, close edges, curves, layers and more.




Using provided T-screwdriver; Install feed dogs, a throat plate, as well as a presser foot for an exclusive straight stitch experience and achieve precise sewing known previously only to JUKI Industrial sewing machines.



Equipped with JUKI Smart Feed (JSF)

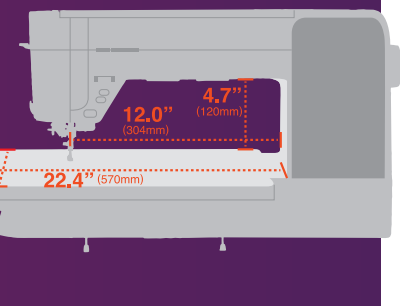
Engage the JUKI Smart Feed (dual feed function) to move the top layer of your fabric in sync with the lower layer. Perfect for Points, precision and quilt layers.

Adjust the feed amount in increments of 0.2mm for beautiful stitching without worried of shifting layered fabrics.




Illuminated Workspace

Dual LED Lighting to illuminate the large workspace with an addition of 2 lights over the needle for extra light where you focus. Adjustable Lighting for any color fabrics. Need more light on dark fabrics? Less light on light fabrics? Set the lighting to best fit your daily sewing.



Variable Foot Lift function



Before you begin sewing, raise the presser foot and your feed dogs automatically lower for easy placement of fabrics.



The micro-lifter presser foot function reduces uneven sewing on quilts and velvets.



Easily sew appliques with the pivot function.



*Bright,
color touch panel*

Slide bars enable intuitive operation; digital display clearly indicates your settings.

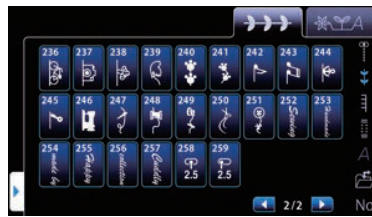


Easy Set up with the Touch Screen Display

- Thread tension
- Presser foot pressure/micro-lifter
- Adjusting “JUKI Smart Feed”
- Twin needle sewing
- Automatic lock stitch and thread trimming
- Repetition stitching



Adjustable width/length/needle position while sewing. Thread tension will automatically adjust with stitch length and zigzag width.




Select, combine, and save your favorite stitches from an easy-to-use, full-screen list of stitches!



Sew beautiful buttonholes with ease

Achieve the optimal finish with our original sensor system.

Adjustable cutting width for buttonholes



Free-motion sewing

Lower the feed dogs with the touch of a button. For smooth and effortless free-motion sewing.



Transparent quilt presser foot can be used with ruler work (ruler optional).

Standard accessories



Auxiliary box for storing accessories.



Sewing machine cover can store all accessories.



Highly responsive electric knee-lifting lever.



Foot switch can be positioned on left or right.

Customize your favorite functions

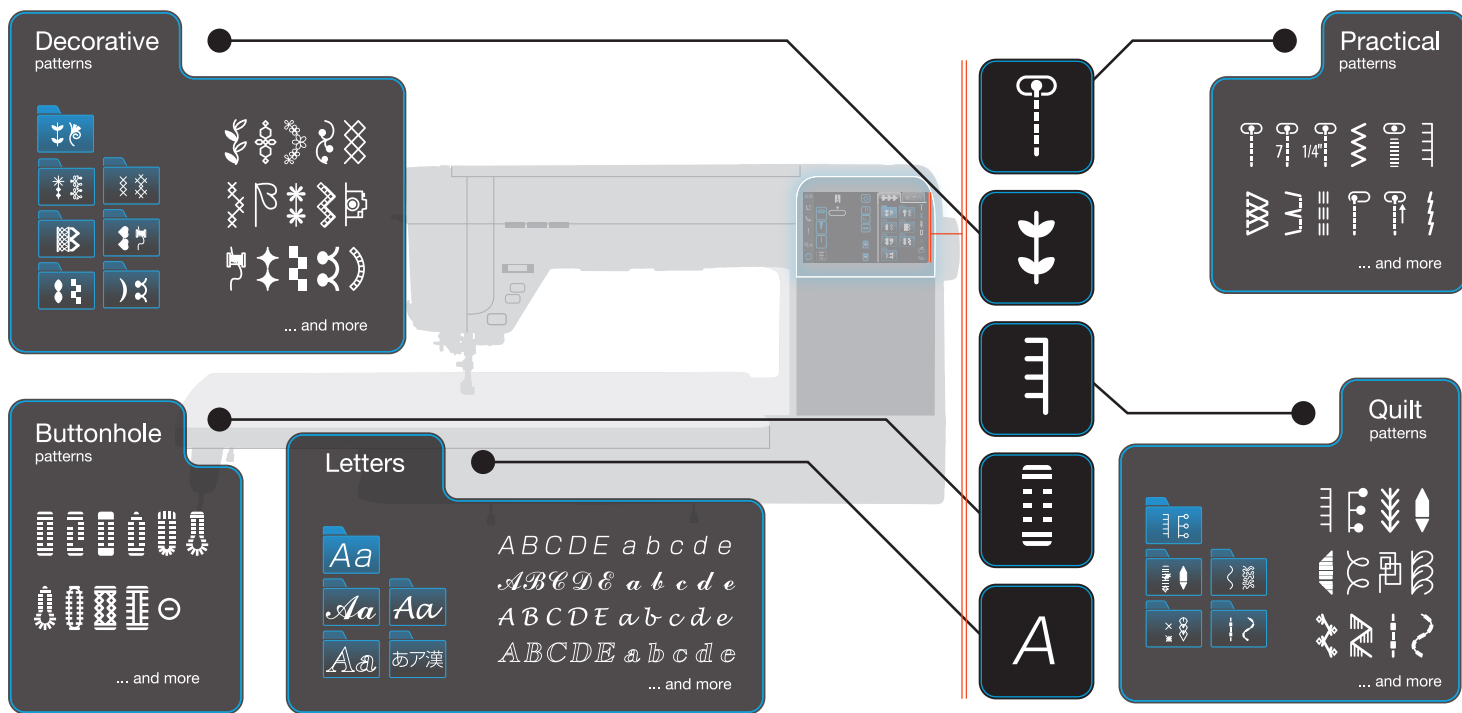

- User memory
- Bobbin thread counter
- Automatic back tacking, thread trimming and presser foot lifting
- Foot switch functions
- Changeable presser foot lifting height
- Function performed when presser foot is lifted
- Operation guide

... and many more



351 built-in stitch patterns


Combining, vertical/horizontal flipping, elongating, repeated sewing ... Various editing functions provide infinite possibilities for expression!



Optional accessories



Thread stand
Part No.40208049



Stitch area magnifier
Part No.40164074



Invisible zipper foot
Part No.40080955



Button attaching presser foot
Part No.40080969



Adapter shank
Part No.40207583



Quilt presser foot (open type)
Part No.40080949
Use with Adapter shank

List of main functions/specifications

	Name	HZL-NX7
Functions	Control System	Computer
	Number of stitch patterns	351
	Number of available fonts	4
	Buttonhole	20 buttonhole patterns, Automatic (sensor system) with clamping plate
	Start/stop button	Green: Ready to start and/or while sewing Red: Not ready to start Orange: When the lock stitch button is pressed while the sewing machine is engaged in pattern sewing
	Maximum stitch speed	1,050spm
	Auto thread trimming	X
	Automatic needle threader	X
	Thread tension system	Automatic (digital)
	Automatic lock stitch	Automatic lock stitch, thread trimming and presser foot lifting
	Feed mechanism	BOX Feed mechanism
	JUKI Smart Feed (dual feed function)	X
	Presser foot pressure adjustment	Stepless adjustment (digital)
	Drop feed	X
	Easy bobbin winding	X
	Bobbin thread winder	Bobbin winder with independent motor
	Quick bobbin preparation	X
	Bobbin thread counter	X
	Light	6 LED lights
	Function to straight-line stitching	Straight throat plate, straight feed dogs and straight presser foot
	Micro-lifter	Presser foot pressure settings by icons
	Free arm	X
	Change in the length/width of stitches	Dial system / LCD numerical display Stitch width: Max. 7 mm Stitch length: Max. 5 mm
	Number of needle position (straight stitch/other than straight stitch)	37 / According to pattern
	Pattern reverse	Up/down and left/right
	Twin needle sewing	X (Twin needle is option)
	Elongation Pattern	X
	Adjustable starting / reverse stitch speed	X
	Needle up/down button	X
	Low-speed inching sewing	X
	Needle stop position switching	X
	Presser foot pivot function	X
Save/call of patterns	10 patterns	
Horizontal presser foot holder button	X	
Height of lifting of presser foot (1 step/2 steps)	Button system: 6 · 8 · 10mm/12mm Lever system: 6mm/12mm Knee-lifting lever system: 6 · 8 · 10mm/12mm	
Lock mode	X	
Operation guide	Displayed as illustrations and text	
Standard accessories	Sewing machine cover	Soft cover with accessory storage
	Knee-lifting lever	X Electric knee-lifting control mechanism
	Wide table	X
	Foot controller	X with separate foot switch
	Auxiliary box	X
	Accessories	Standard presser foot (A)/ Straight presser foot (S)/ Zipper presser foot (B)/ Overcasting presser foot (C)/ Blind stitch presser foot (D)/ Buttonhole presser foot (E)/ Manual buttonhole presser foot (I)/ Open toe presser foot (O)/ Patchwork presser foot (P)/ Quilt presser foot (for the ruler) (Q)/ 7mm guide foot (7) or 1/4" guide foot (1/4)/ Straight throat plate/ Straight feed dog/ Touch pen/ Auxiliary box/ Bobbin (4)/ Needle set HA X 1 #11 (1)/#11 (1)/#16 (1)/for knit #11 (1)/ Quilt guide/ Auxiliary spool pin/ T-shape screwdriver/ Ripper/ Cleaning brush/ Spool cap (large)/ Spool cap (middle)/ Spool cap (small)/ Foot controller/ Knee-lifting lever/ Power cord/ Wide table/ Sewing machine cover/ Instruction manual
Specifications	Dimensions	575(W) x 310(H) x 240(D) mm
	Arm size	12.0"(W) x 4.7"(H) (304(W) x 120(H) mm)
	Weight	14.8kg(32.1lbs)

JUKI
JUKI CORPORATION

2-11-1, TSURUMAKI, TAMA-SHI, TOKYO
206-8551, JAPAN
<http://www.juki.co.jp>

JUKI ECO PRODUCTS



This is an eco-friendly product which complies JUKI ECO PRODUCTS standards for protecting the environment.

●The sewing machine complies with the "JUKI Group Green Procurement Guidelines" on the use of hazardous substances, which is stricter than other restrictions, such as those of the RoHS Directive.

For details of JUKI PRODUCTS, refer to:
http://www.juki.co.jp/eco_e/index.html

*The RoHS Directive is an EU Directive limiting the use of 6 hazardous substances (lead, hexavalent chromium, mercury, cadmium, PBB and PBDE) in electrical and electronic equipment. The Juki Green Procurement Guideline is the voluntarily established criteria to eliminate not only the aforementioned six substances, but also other ones which also adversely affect the environment.

 **echidna**
SEWING
1800 000 360 | echidnasewing.com.au