

PQ1500SL

brother
at your side



PQ1500SL

The PQ1500SL is a dream machine that belongs in the sewing room of every serious quilter and seamstress. It is a high-speed straight stitching machine, sewing up to 1,500 stitches per minute!

- High speed straight stitch up to 1,500 stitches per minute
- Automatic thread cutter
- Brother exclusive pin-feed mechanism
- Fully adjustable feed dog levels and presser foot pressure
- Knee lift and extension table included
- Bright LED light

The PQ1500SL, the dream machine for any serious sewer...


A high-speed straight stitching machine, sewing up to 1,500 stitches per minute! The PQ1500SL offers an adjustable pin feed mechanism, 4 feed dog settings for maximum fabric control, a knee lifter and bed extension table for quilting, full range foot pressure adjustment and an automatic thread cutter with F.A.S.T. needle threader - a time saving convenience.



Presser-foot pressure adjustment dial

Adjust the presser foot pressure knob which is colour coded to coordinate presser foot pressure and feed dog height.

This is a great feature when stitching with different fabric thickness or difficult fabrics to give you smooth consistent stitch quality.



Advanced needle threading system

F.A.S.T Needle threader
Fast threading of the needle saves you time and is so easy to use.




The knee lift

The removable knee lift enables you to lift your presser foot, leaving both hands free for fabric handling.



Quick bobbin threading device

Change bobbins quickly and easily with the quick bobbin system with built-in thread cutter.



Automatic needle lowering mechanism

This convenient feature lets you pre-program the needle up/down position when the machine stops.

Thread guide stand




Thread tension

Achieve accurate tension control with the convenient thread tension dial.



Feed dog adjuster

Using the feed dog adjuster in conjunction with the Presser foot pressure dial will allow you to sew with ease on all types of fabric, even special ones such as velvet.




Automatic thread cutter

With the touch of a button both top and bottom threads are neatly cut and threads are instantly reset for the next sewing operation.



Bobbin case cover

The side cover makes care and maintenance around the bobbin case a breeze. A metal bobbin is provided for durability and increased thread capacity.



Precision pin feeding system

It's easy to sew a wide variety of fabric thicknesses thanks to Brother's Pin Feed system for precision fabric feeding.

PQ1500S Quality Features

- High speed straight stitch machine with a maximum 1,500 stitches per minute
- Expanded work area for large projects. More height and width in the fabric bed area (workspace: 5.7" height x 8.6" width)
- Heavy-duty construction for increased stability
- Up to 7mm stitch length for perfect stitch lengths or basting
- Pin feed mechanism for fabric management
- Knee lifter and bed extension table for quilting and fabric management of bulky projects
- Built-in telescopic thread stand for cone thread usage
- Colour coded foot pressure adjustment and 4 feed dog settings for maximum fabric control
- Automatic thread cutter/F.A.S.T. needle threader provides time saving convenience
- Thread tension adjustment dial for greater thread tension control
- Fabric separator for perfect handling of difficult to join fabrics
- Needle stops at lowered position for easy fabric rotation with the touch of a button. Needle stop position can be programmed to be in the up/down position when the machine stops
- A bright, but gentle on the eye LED light makes it easier to work on dark fabrics

What's in the box

- | | | |
|---------------------|-----------------------|-------------------------|
| •Cover | •Fabric seperator | •Zipper foot |
| •Medium screwdriver | •Feed pin | •Invisible zipper foot |
| •Small screwdriver | •Feed pin charger | •1/4" foot |
| •Cleaning brush | •General purpose foot | •Quilting foot |
| •Knee lift | •Bobbin (5) | •Walking foot |
| •Needles and Case | •Spool cap | •Seam guide |
| •Lining plate screw | •Rolled hem foot | •Foot controller |
| | | •Fabric extension table |

Optional accessories

- Heavy weight foot
- Very narrow foot
- Gathering foot
- Bi-level spring action guide 2mm
- Bi-level spring action guide 5mm
- Bi-level spring action guide 8mm

Contact :

brother
at your side



/brotheraustralia



/brotherau



www.brother.com.au