

PR670EC

brother
at your side



WATCH NOW

See the PR-670EC in action at
youtube.com/BrotherAu

PR670EC Entrepreneur 6-Plus 6 Needle Embroidery Machine

Experience effortless embroidery
with speedy and professional results

- 300 x 200 mm embroidery area
- 10.1" LCD touch screen display
- Variable speed: 400 to 1,000 stitches per minute
- Industrial level acceleration
- Colour shuffle colour sort smart stitch management
- Includes 4 standard embroidery frames plus the cap frame kit
- Exclusive automatic threading
- 37 built-in fonts
- LED pointer

Discover the best kept secret in embroidery.

The PR670EC embroidery machine is the perfect choice for a small or home-based business and sewing enthusiasts. Its quick set up and fast multi-needle embroidery enables you to embroider large multi-coloured designs with minimum thread changes and greatly increased productivity compared to traditional single-needle machines. Plus enjoy more creativity with its customisation features.



Large embroidery area (300 x 200 mm)

The large embroidery area and variety of included and optional frames gives you the flexibility to create a multitude of projects from jackets and t-shirts to socks and baby clothes.



Versatile features

Convert multi-colour designs to single-colour embroidery. Also benefit from registration marks for easy, continuous borders.



Customise designs on screen

Enjoy limitless capabilities including text arrangement, pattern rotation in 0.1, 1, 10, 90 degree increments, add lettering, adjust sizes and combine designs.




37 built-in fonts

Use the touchscreen to transform your projects with a range of letter styles and text effects, adding flexibility and originality to your designs




Optional Accessories needed.



LED pointer for perfect needle positioning

See exactly where the needle will drop and ensure perfect pattern placement, so you can position jobs faster and more accurately.



Automatic needle threading

Simply press the automatic needle-threading button and the upper thread will pass through the needle.



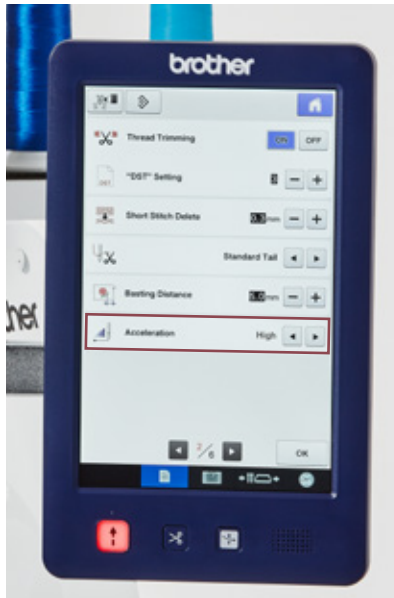
Cylinder arm

Easily embroider caps, tote bags, sleeves and trouser legs and much more.



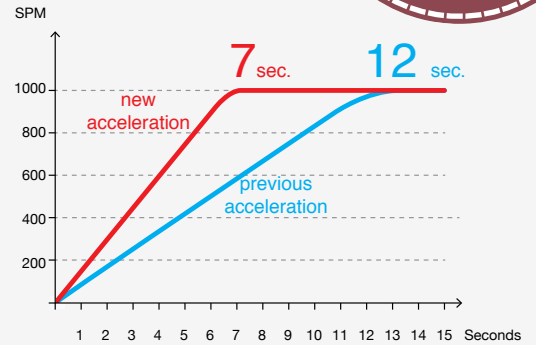
10.1" high-resolution IPS LCD touch screen

Preview your designs with this HD touch screen, offering you a vivid and crystal clear display. Fine quality thumbnail also available for both external & built-in patterns.



Industrial level acceleration

Complete embroidery designs even faster – reach maximum embroidery speed in just 7 seconds. After thread trimming, the machine will reach max. embroidery speed quickly. The acceleration is comparable to industrial embroidery machines.



Automatic thread cutter

Cuts upper and lower thread automatically at the end of each colour change on embroidery.



Natural lighting system

The built-in, bright LED lights provide you with effective natural lighting for your working area.



Video tutorials and help guides

Direct access to 17 valuable and informative built-in tutorial guides on the LCD touch screen.



Included embroidery frames

Select the ideal embroidery frame for the task at hand. Four sizes included: 300 x 200 mm, 180 x 130 mm, 100 x 100 mm and 60 x 40 mm. Also included is the Cap Frame Kit 130 x 60 mm high.




Optional accessories




PR Stand

This mobile stand securely holds PR series machines and provides ample storage for accessories and threads.



Border Frame

Embroider beautiful continuous designs and borders. Ideal for a wide range of projects from fashion to furnishings.



Magnetic Frame (50 x 50 mm)

Embroider fabric without leaving hooping marks, especially for fabric prone to marking. Fits on Arm E. Achieve even easier hooping with mounting jig (optional purchase is required).



Clamp Frame

The clamp frame kits are ideal for adding embroidery to shoes, inner jacket pockets, cuffs, gloves and much more. Clamp frame size 45 x 24 mm.



Cylinder Frame

Embroider virtually anything that's cylindrical, which is normally difficult to reach. Cylinder frame 90 mm wide x 80 mm high.



Sleeve Frame

Ideal for adding embroidery to sleeves, trousers, baby rompers, etc. Sleeve frame size 70 x 200 mm.



Double-sided Clamp Frame M (100 x 100 mm)

One side with brush type (for general fabric). The other side with rubber type (for glossy material).



Round Frame Kit

The round frame kit includes 3 round frames: Small 100 mm, Medium 130 mm, Large 160 mm.



Compact Frames

Ideal to embroider hard-to-reach areas such as sleeves, jeans pockets, kids & baby clothing. Frame sizes: 70 x 41 mm (oval), 50 x 50 mm, 44 x 38 mm (oval), 33 x 75 mm (oval).



PE-Design

Brother's latest generation of embroidery design software offers advanced features to enhance productivity on the PR670EC.

Contact :

brother
at your side



/brotheraustralia



Brother Earth
www.brotherearth.com

www.brother.com.au