


JANOME

PREMIUM SEWING RANGE



SKYLINE

S7 AE



The Next Generation of Skyline



AcuFeed Flex

AcuFeed Flex is Janome's upper feed system that works with the lower feed to evenly guide fabric from both sides. It's perfect for quilting, plaids, stripes, and sewing requiring precision or fabrics which are challenging to sew.



Spacious Work Area


Expand your creative workspace! The extra-wide extension table is included with the machine, greatly increases your work area, providing plenty of space to easily manage larger projects.



Superior Needle Threader V2

It's a one finger operation, directly push down the needle threader knob until it stops, then slowly raise the threader knob; the thread is pulled through the eye of the needle.

Sew to new heights




The Janome knee lifter allows you to raise and lower the presser foot using your knee, freeing up your hands to guide fabric smoothly. This feature is especially beneficial for quilters and those working on large projects, enhancing efficiency and precision.



The Skyline S7 AE can use the Janome Professional Grade (HP) needle plate (sold separately), designed for precise straight stitching and improved fabric stability. It's ideal for high-speed sewing, especially when paired with the HP foot, for professional results on various fabrics.

The Janome free arm is used for sewing cylindrical or tubular items like sleeves and cuffs, making it easier to reach and control small, difficult areas. It provides better access by reducing the sewing area, ideal for garment construction and alterations.



SKYLINE S7 AE Features

- * Machine size: 509mm x 318mm x 220mm (W x H x D)
- * Machine weight: 11kg
- Work space: width 210mm x height 120mm (8.3" x 4.7")
- * Extra wide table
- Full colour LCD touchscreen: 62.8 mm x 110.9mm (5")
- Computerised automatic thread tension control
- Automatic presser foot lift with pivot function
- Extra high presser foot lift
- Automatic foot pressure
- AcuFeed Flex™ layered fabric feeding system
- * Maximum sewing speed: up to 1,060 stitches per minute
- Variable zigzag for free motion quilting and thread art
- Maximum stitch width: 9mm. Maximum stitch length: 5mm
- * 350 built-in stitches
- * 3 fonts (Block, Script & Broadway) with 7 alphabets
- 11 buttonholes (10 one-step + welted)
- * Stitch tapering function
- * Ruler work mode
- * Professional grade HP needle plate & HP foot - *optional accessories*
- Stitch Composer stitch creation software (Windows only)
- USB port for adding custom design stitches
- Automatic thread cutter

- * Built-in superior needle threader V2
- Easy set bobbin and bobbin winder
- One-step needle plate conversion
- Top loading full rotary hook bobbin
- Memorised needle up/down function
- * 7-piece feed dog, re-designed with sharper, tighter, and higher teeth for improved stitch quality.
- 6 LED lights in 3 convenient locations
- Internal memory save up to 3MB
- Remote thread cutter port
- Sewing application support
- Speed control slider
- Electronic adjustable knee lift
- Drop feed
- Function buttons: Start/Stop | Reverse | Locking stitch | Needle up/down
- Mirror image stitch - horizontal & vertical
- Personalise machine settings to your preferences
- Resume stitch pattern from the beginning | Twin needle guard
- Safety feature: machine will not operate if presser foot raised
- Snap-on presser feet
- Large foot control
- Semi hard machine cover

* Indicates additional feature on the Skyline AE

JANOME

AUSTRALIA

Janome Australia Pty Ltd.

PO Box 1383, Moorabbin 3189 Victoria

www.janome.com.au

NEW ZEALAND

Janome New Zealand Ltd.

PO Box 447, Drury, Auckland 2247

www.janome.co.nz

AVAILABLE FROM YOUR EXPERT JANOME RETAILER



echidna
SEWING

1800 000 360 | echidnasewing.com.au