

A Dream to use



Dreamweaver V-Series Sewing, Quilting and Embroidery Machines

The Dreamweaver V-Series has been developed with one goal in mind – to create a generation of products with innovative technology and industry first features that makes creativity easier than ever.

- Large workspace - 11 ¼" needle to arm
- Muvit - digital dual feed
- Sew straight - laser vision guide
- V-Sonic pen for sewing & embroidery
- Droplight - embroidery positioning marker
- Large LCD touch screen display
- Velocity up to 1,050 stitches per minute

Features and functions of Dreamweaver V-Series Machines

The Dreamweaver V-Series Machines have been developed with one goal in mind – to create a generation of products with innovative technology and industry first features that makes creativity easier than ever. Innovation and value, with all your favourite Brother features and so much more!



V-Sonic pen for embroidery*

Ultrasonic sensing provides embroidery positioning and angle rotation with a simple touch.



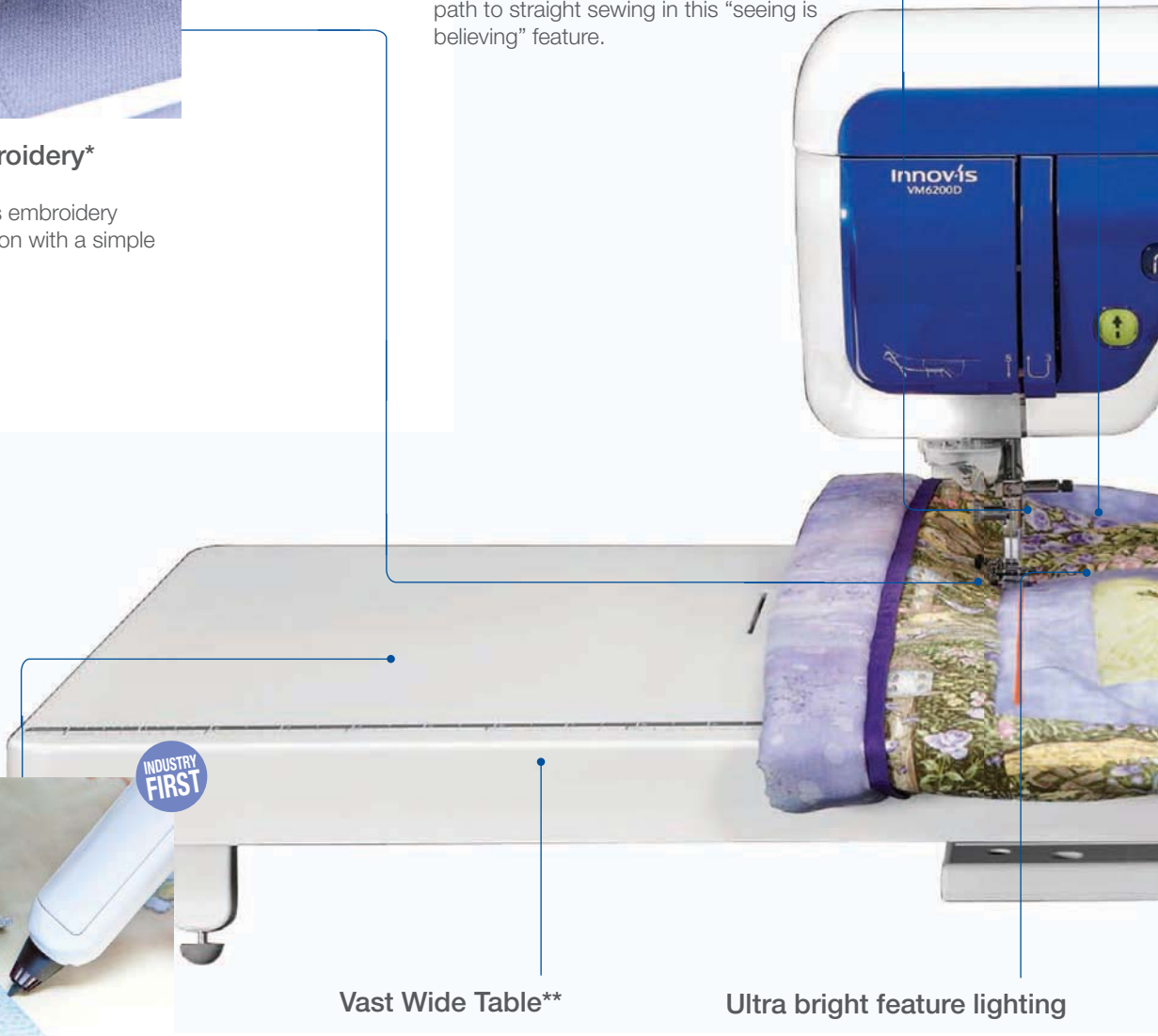
Sew Straight Laser Vision Guide

Use the built-in laser to assist in creating a path to straight sewing in this "seeing is believing" feature.



V-Sonic pen for Sewing

Change needle position, set stitch width and position, select sewing end point, and set laser guide position without taking your eyes off your project — simply touch and sew.



Vast Wide Table**

Expand the sewing area with this extra-large extension table. Ideal for large quilting and sewing projects.

Ultra bright feature lighting

The ultra bright LED lighting gives a crisp bright natural light, so you can see colours and stitch details, no matter what your lighting conditions are. The lighting brightness is fully adjustable so you can set it at a level to suit you and your environment.



INDUSTRY FIRST

Droplight Embroidery Positioning Marker*

The LED droplight shows the needle drop position with pinpoint accuracy – perfect embroidery results.

Velocity up to 1,050 SPM

The fastest Brother series ever!



INDUSTRY FIRST

Muvit Digital Dual Feed

This included digitally-controlled direct motor-driven accessory foot designed for difficult projects which require special handling - so you can rest assured that your ability to move it smoothly is just a touch away.



LCD Touch Screen Display

Simply touch the large clear wide-angle screen to:

- Edit on screen embroidery
- Customise your settings
- Change to any one of the 13 built-in languages
- Clock
- On screen animated video tutorials and built-in help guides to recommend the perfect setting for your sewing

USB ports

1 host/1 slave; connect a USB memory device, or Brother card reader. Computer connectivity.

Eleven Inch Chassis

The largest needle to arm distance ever from Brother at 11¼". Welcome to the world of quilting and sewing with 56 square inches of workspace – over 10% more than current models.


*VM6200D only **Included with VQ3000, optional for VM6200D



Muvit - Digital Dual Feed

Introducing an industry first – the Brother V-Series Muvit - digital dual feed. This advanced foot allows you to feed an incredible array of fabrics (such as denim or silk) with unbelievable ease. The exclusive digitally-controlled direct motor driven foot can be adjusted to accommodate different fabrics from the touch screen.

Simply set the required feed using the plus and minus keys and save the setting to memory for ease and future use. When dual feed isn't required the foot can be switched off or easily removed.



Sew Straight Laser Vision Guide

The V-Series includes an innovative laser guide that projects a perfect straight line onto your fabric. Simply guide your fabric along the line for straight sewing and also for hems, piecing, pin tucking or cording.

The easy-to-use laser guide position can be adjusted within a 14mm range using the LCD screen. Use the new V-Sonic pen to choose where you want the guide line and the laser line will appear exactly where you need it.



Perfect and creative sewing with the new V-Sonic pen

Automatic pattern placement for Embroidery

The V-Sonic pen works with sensors in the V-Series to make embroidery placement and adjustment easy.

Simply use the V-Sonic pen to touch the required position and angle of the embroidery design on the fabric.

Needle position

Set straight stitch needle position by simply pointing the V-Sonic pen where you want to sew on the fabric and the V-Series will start sewing on the line.

Easy finishing for Sewing

You can set the end point for your stitches, simply touch the position where you want to stop sewing with the V-Sonic pen and the machine will stop at the selected end point.

In addition the V-Series will also automatically adjust the stitch to fit into the space – so relax, knowing that the V-Series will intuitively stop at the end point without leaving a decorative stitch incomplete.



Adjust zigzag or decorative stitches

Use the V-Sonic pen to adjust the stitch width and position effortlessly by just touching and tapping where you would like the stitch to start. Also mark how wide you want the stitch, sit back and let the V-Series to do the rest.



Advanced Droplight Embroidery Positioning Marker*

With Droplight Embroidery perfect needle placement is made simple. The LED pointer shows clearly where the needle will drop making adjustments as easy as touching a few buttons on the LCD screen.

Sewing stitches

The V-Series contains 531 built-in stitches and 30 extra on a CD. If you can't quite find the exact stitch you're looking for, simply use the stitch editing feature to adjust the

height, width and density of many of the built-in stitches which can then be saved in the memory for future use.

The V-Series also allows you to be creative and combine stitches for decorative projects, letters for sentences or even name labels and memories for those special projects for loved ones.

My Custom Stitch

No matter which style of stitch you like, you have the freedom to create your own stitch directly on the LCD panel by using the 'My Custom Stitch' feature.



*VM6200D only

Features and benefits

Feature	Benefit	VM6200D	VQ3000
Large workspace	Needle to arm 127mm(H) x 286mm(W) (5" x 11¼") to provide plenty of space for the largest projects/quilts.	Yes	Yes
Large LCD touch screen display	Measuring 92 x 152mm with 260,000 colours the LCD display provides a clear, brighter and more efficient viewing of all on screen operations.	Yes	Yes
1,050 sewing/embroidery stitches per minute	With 1,050 stitches per minute, you will be creating works of art in less time.	Yes	Yes
Ultra bright LED lighting	Fully adjustable natural lighting.	Yes	Yes
561 sewing/quilting stitches	Wide choice of stitches and lettering for all your sewing and quilting projects.	Yes	Yes
318 built-in embroidery designs	Quickly and simply personalise your project with a great choice of embroidery designs.	Yes	N/A
Muvit digital dual feed	Use the Muvit digitally-controlled direct motor-driven accessory foot for difficult fabrics that require even feed from the top and bottom. The Muvit function can be controlled by changing the settings in the LCD screen.	Yes	Yes
Sew straight laser guide	To make it easier to sew straight lines. A huge benefit when quilting, piecing, pintucking and aligning rows of stitches.	Yes	Yes
V-Sonic pen for sewing	Touch the fabric with the sensor pen for needle placement, setting stitch width and setting the end point - easy just touch and sew.	Yes	Yes
V-Sonic pen for embroidery	Provides perfect placement and rotation for embroidery designs.	Yes	N/A
Droplight for embroidery	The LED pointer shows the needle drop position with pinpoint accuracy - critical for embroidery.	Yes	N/A
Maximum embroidery area	300mm x 180mm Embroidery area included frames (180mm x 130mm), (300mm x 180mm).	Yes	N/A
Built-in border function	The border function will allow you to create wonderful continuous borders with automatic colour sort.	Yes	N/A
Customise embroidery designs	Powerful customising capabilities including arranging text, pattern rotation in 1° increments, change the design colours or select mono, with endless ability to combine designs and add lettering.	Yes	N/A
Basting function	Before you start, your embroidery basting can be selected which will stitch around the outside of the design. This is useful when the material you are embroidering is too small to hoop in the frame.	Yes	N/A
Pivot function	When pivot function is selected, the machine stops with the needle lowered (in the fabric) and the presser foot is automatically raised to the height you have set. A must have for all quilters and sewers.	Yes	Yes
Resume function	If you experience power failure, the machine will ask if you wish to recall and resume previous embroidery design that you had been working with at the time of the power failure. This is a great time saving feature.	Yes	N/A
Stitch forward/backwards	With an easy to use touch screen, you can search through the design by 1, 10, 100, 500 stitches or colour blocks.	Yes	N/A
Automatic needle threading	Simply glide your thread through the marked path and press the button for quick and easy needle threading.	Yes	Yes
Automatic thread trimmers	Cuts upper and lower threads at the push of a button or you can program the machine to auto cut for sewing. In embroidery, it will cut at the end of each colour, which means the design will have no jump stitches to trim.	Yes	Yes
ICAPS - Continuous Automatic Pressure System	To ensure consistent stitch length on all fabric thicknesses by keeping the presser foot pressure consistent regardless of thickness.	Yes	Yes
Lockstitch	This is a reinforcement stitch/ lock off. Using this button the machine will sew 3 to 5 reinforcement stitches at the end of your sewing and then stop.	Yes	Yes
Back to beginning key	When sewing character/decorative stitches, you may have finished sewing the pattern and it end half way through the pattern. By using this key you can return to the beginning of the pattern.	Yes	Yes

Optional accessories



Wide extension table**

Expand the sewing area with this extra large extension table. Ideal for large quilting and sewing projects. The table includes a measurement guide and storage area for your knee lift.

INDUSTRY
FIRST



Multi-function foot controller

Multi-function foot pedal with heel kick and side pedal. Control up to three functions from the foot pedal.

Choose from:


- thread cutter
- sewing single stitch
- reverse stitch
- needle up/down

The large pedal can be used for all sewing. The distance between pedals is adjustable and the side pedal can be used on either the left or right side.



10-spool thread stand

The 10-spool thread stand snaps securely onto your machine to provide 10 vertical spool pins, for thread delivery or bobbin storage, and allows easy access to frequently-used thread colours.



King spool thread stand

This 2-pin spool stand holds two large thread cones and attaches securely to your machine for thread delivery or is ideal twin needle sewing.



Embroidery card reader*

The embroidery card reader accepts cards from Brother's extensive library of embroidery design cards.



PE-DESIGN NEXT software and PE DESIGN PLUS*

Brother's range of embroidery design software offers features to suit all, from beginner to advanced users.



Continuous border frame*

The Continuous Border Frame offers a large 300 x 100mm (12" x 4") embroidery area enabling you to repeat rows of designs vertically or horizontally with more accurate alignment.



Square embroidery frame*

This 150 x 150mm (6" x 6") Square Embroidery Frame is an ideal size for embroidering on clothing, quilt squares, and embroidering decorative lettering built into the VM6200D.

*VM6200D only **Included with VQ3000, optional for VM6200D

CONTACT:

Echidna Sewing Products, 56 Neumann Rd,
Capalaba, Qld, 4157

Phone: 1800 000 360 | **Fax:** 07 3390 3655

Email: sales @echidnaclub.com.au

Website: www.echidnaclub.com.au

brother[®]
at your side

www.brother.com.au



Working with you for a better environment
www.brotherearth.com