

LUMINAIRE 3
Innov-is XP3



brother
at your side

Simply Brilliant

Say Hello to the Luminaire 3 Innov-is XP3 — the latest and greatest sewing, embroidery, and quilting machine from Brother. In addition to our revolutionary StitchVision projection technology, the Luminaire 3 has powerful wireless LAN capabilities, so you can transfer embroidery designs directly from your PC. You can even send images from a smart phone or tablet, get alerts when it's time to change thread, and enable multiple Brother machines to work together. It's a machine that's as brilliant as your ideas.

LUMINAIRE 3
Innov-is XP3





StitchVision Technology

for more precise placement of stitches and embroidery designs

Through an intelligent projection of light, the now enhanced and industry-first StitchVision Technology allows you to preview, audition, and edit your stitches and embroidery designs directly on your fabric. Experience more accuracy than ever before as stitches and embroidery designs can be projected right on your fabric.

Choose your desired sewing stitch or design, and watch in amazement as it is projected onto the 5" x 3" virtual preview area.*

5" x 3"
Virtual Preview Area

*In some cases, there may be some difference between the projector view and actual embroidery stitch-out, based on materials used.



Dual Purpose Stylus

Use the innovative Dual Purpose Stylus to make adjustments to your stitches directly on your fabric for even more accuracy than ever before. Adjust your stitch width, length, and left/right shift using the revolutionary stylus.

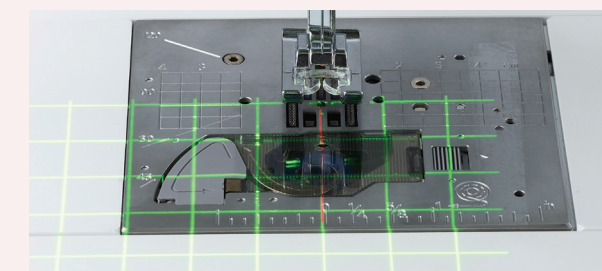

To choose a different stitch, simply switch your stitch design by pressing the left or right arrow keys using the stylus. You can also change the background colour of your preview area to white, black or grey.

The soft tip on the other side of the stylus works on the LCD display, allowing you to select, move, or enhance projects directly on the screen.

Guideline Marker Line and Guideline Marker Grid

The 5" x 3" virtual preview area also displays a guideline marker in single, double, angled, and gridlines. Use gridlines for creating multiple rows of parallel stitching, pin tucks, hems, curtain rod pockets, decorative stitches, cross hatch quilting, or smocking.

When creating mitered corners, sashing strips, Y seams, diamond cross hatching, or square corners, use the projector to preview your angle lines.



Design & Control at your fingertips

My Stitch Monitor Mobile App[†]

Enable wireless LAN connectivity between your PC and the Luminaire 3 to keep track of your embroidery with the My Stitch Monitor mobile app on your iOS® or Android™ mobile device. Walk away from your machine and be notified via your mobile device when you need to change threads or if your project has finished stitching.

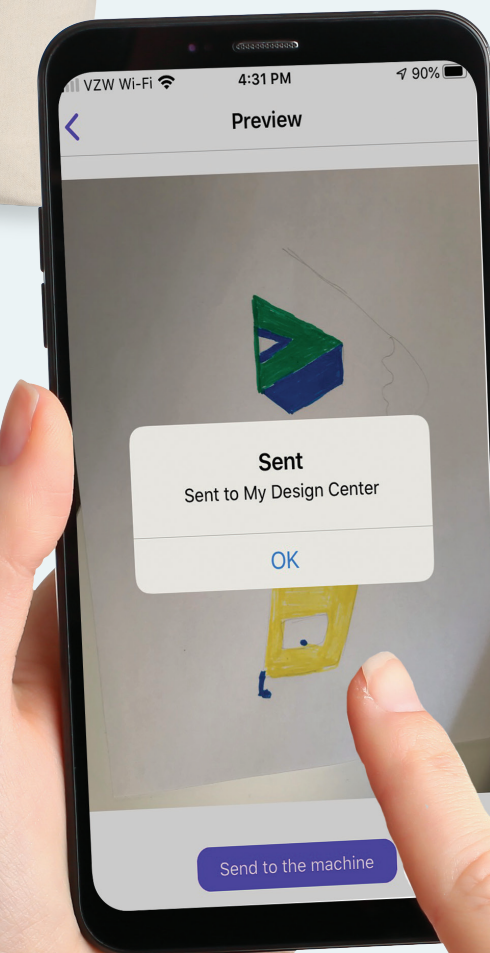


[†]Additional download required. Compatibility may vary by device and operating system. Requires connection to a wireless network.

My Design Snap Mobile App[†] for Image Transfer

Transfer images wirelessly with the My Design Snap mobile app. Select a picture of line art or an illustration from your iOS® or Android™ mobile device and send it directly to the Luminaire 3 through your wireless network. Personalization and customization are now available in seconds.

Select. Send.
Edit. Create.



Innovative Design Capabilities

My Connection Feature

When connected to a wireless network, send files back and forth between your Luminaire 3 and select ScanNCut DX machines for added efficiency.

Choose any non-Disney embroidery design in the Luminaire 3, follow the steps in the My Connection feature, and transfer to the ScanNCut DX. When the design or pattern is sent from the ScanNCut DX to a Luminaire 3, it can be retrieved in My Design Center. This feature takes the place of using a USB to transfer designs between machines and is exclusive to the ScanNCut SDX 1250 and the ScanNCut SDX 2250.



Free Downloadable Software Design Database Transfer

Transfer embroidery designs from a PC to your Luminaire 3 when connected to a wireless network. No USB required. Plus, when you pair your Luminaire 3 with PE-DESIGN 11, you can send edited designs back and forth, in both directions, between the computer and the machine.

Activation card for the XP machine is included with the SDX1250/SDX2250D and a firmware update may be required.

Unique Design Techniques

Stitch Tapering Function

Add a nice, professional taper to jeans, tops, and home décor. Simply choose the stitch you would like to use, the angle of the start and end of the taper, and the number of repeat stitches in the pattern cycle.




Large Connect Designs

When you want to 'go big' on your next embroidery project, the five built-in large connect embroidery designs are a great starting point. Select from ornate flowers, birds, and other elaborate designs that range from 721mm x 383mm (28" x 15") and when combined, allows you to create a large ensemble.

Ornate Long Stitch Technique


Use any of the 10 Long Stitch built-in designs to add a unique geometric enhancement to just about any project. This technique resembles string art with dramatic long stitches layered to create a unique embellishment.



Creative Yarn Couching

Enhance your creations with a new technique so you can embroider "letters." When you fill in the characters using yarn (the colour of your choice), you give it a 3D effect. You can use upper case letters, (approx. 3" tall), lower case, numbers, and all characters are also resizable for even more flexibility.

Large 10.1" HD LCD Touch Screen Display with Capacitive Technology



16.7+
MILLION
COLORS

The simple and intuitive 10.1" capacitive touch screen works like a tablet with familiar sliding, swiping, scrolling and pinch-to-zoom for viewing detailed steps, categories and designs. The user interface offers large, defined crystal-clear icons, and colour navigation for easy viewing.

Built-in Instructional Manual and Tutorial Videos

Built-in HD tutorials make learning easy! View over 40 tutorial videos, or stream your own creations using the industry-standard MP4 format.

Zoom and Adjustment Features

View your creations in crisp, vivid colour and watch them become larger than life with the zoom function of up to 1600% within My Design Center, and up to 400% in other modes. Easily adjust your design by rotating in 0.1 degree increments.

Enhanced LED Lighting

Your projects will radiate with the enhanced machine lighting, now more brilliant than ever before! The powerful, high-colour LED lighting keeps your workspace bright and clear with less shading to make it easier on your eyes and keep your focus on your project. Regulate the brightness between five settings, including an "off" mode to find your ideal level.

10.1"
1280 x 800 Resolution

Expansive Workspace and Embroidery Area

65 Square Inches of Workspace – 13.1" Needle to Arm

With the powerful combination of the large 65 square inches of workspace – the largest of any Brother machine – and the generous 13.1" needle to arm span, projects of any size are easily managed. Our largest needle to arm is a dream for any sewer, embroiderer, crafter or quilter, with the ability to easily accommodate a rolled king-size quilt.

Large 272mm x 408mm Frame

The 10 5/8" x 16" frame – the largest that Brother currently offers – has efficient rubber plates on both sides of the inner frame to hold fabric securely, along with an inventive Spring Lever Release for ease of use. Never use clamps again!

250mm x 250mm Magnetic Frame*

Hoop thick materials with ease. Avoid fabric shifting and the need to rehoop the fabric when connecting designs or embroidering large areas. Just slide the fabric on the frame for the next area to be embroidered. (*Optional Accessory - Additional purchase required)



Camera Detecting Buttonhole Feature

InnovEye Plus Technology can detect the position of the buttonhole foot and automatically create the correct size buttonhole up to 47mm.

One Action Needle Plate

With a simple press of the lever, switch plates for sewing or quilting. Features angled lines for placement of fabric pieces in 45, 60, 90 and 120 degrees – perfect for quilters!

Enhanced InnovEye Plus Technology

Experience a large viewing area and fast scanning.

Easy-to-View Embroidery Pointer

Built-in embroidery pointer on your fabric shows the center of your embroidery design as well as the needle drop position on the fabric.

Enhanced StitchVision Technology

Preview, audition, and edit designs and stitches in a 5" x 3" virtual preview area, via an intelligent projection of light.

Powerful LED Lighting

Clear, bright and adjustable for perfect clarity and less shading.

1,362 Built-in Embroidery Designs

192 Built-in Embroidery Designs
Featuring Disney·Pixar characters.

695 Decorative Stitches
Including 10 Disney sewing stitches.

272mm x 408mm Frame
With Spring Lever Release.

Included Accessory Feet
16 accessory feet, including the Monogramming Foot N+, Zigzag Foot, and the Embroidery Couching Foot for even more creative freedom.

Large 10.1" Capacitive Touch Screen

Works like a tablet with familiar scrolling, pinching, and sliding.

Accessory Case
Designed to fit within the arm of the Luminaire 3. Keep all your tools neatly organized and out of your way when not in use.

Free Downloadable Software

Design Database Transfer

Allows the transfer of embroidery designs from a PC to your Luminaire 3 when connected to a wireless network. No USB required.

My Design Snap Mobile App[†] for Image Transfer

Transfer images wirelessly. Select a picture of line art or an illustration from your iOS[®] or Android[™] mobile device and send it directly to the Luminaire 3 through your wireless network.

Wireless LAN Connectivity –

My Connection Feature

When connected to a wireless network, send files back and forth between your Luminaire 3 and select ScanNCut DX machines for added efficiency.

Wireless LAN Connectivity –

My Stitch Monitor Mobile App[†]

Walk away from your machine and be notified via your iOS[®] and Android[™] mobile device when you need to change threads or if your project has finished stitching.

[†]Additional download required. Compatibility may vary by device and operating system. Requires connection to a wireless network.




QUILT BROIDERY

Want to add some embellishments to your quilts? The Luminaire 3 has five options of two-colour quilting sash designs, perfect for eye-catching, colourful borders. Building upon the sensation of the auto-split designs, enjoy five hexagon shapes to give you more options and then choose from either single or triple stitch for quilt sashing to let your stitches stand out on your projects. We call it "Quiltbroidery!" Here are some features quilters will love.




Built-in Hexagon Shapes for Auto-Split Sash

Five hexagon shapes that give you more options for your embroidery/quilting projects!




Edge-to-Edge Quilting

No need for a long arm as the Edge-to-Edge quilt feature for embroidery lets you finish your quilt-top right on your Luminaire 3 - even with the optional 10" x 10" hoop! There are ten patterns to choose from, and detailed instructions are clear and easy to follow.



Two-Colour Quilting Sash Designs

Expand your creative output by selecting from five two-colour quilting sash designs - perfect for eye-catching, colourful borders.



Auto-Split of Large Quilting Sashes

Easily connect your patterns for beautiful quilt borders! Just choose the size of your border and the size of your hoop, and the Luminaire 3 will automatically split the designs in multiple hoopings. Or, use the optional Brother-exclusive Hoopnetic Magnetic Sash Frame to simply slide the fabric to the next area to be embroidered.



Triple Stitch Option for Quilting Sash Patterns

Choose from either single or triple stitch for quilt sashing, giving more thickness to your stitches and to let them stand out on your project.



Patent-Pending Brother Exclusive Magnetic Sash Frame
Hoop thick materials with ease. Avoid fabric shifting and the need to rehoop the fabric when connecting designs or embroidering large areas. Just slide the fabric on the frame for the next area to be embroidered. Perfect for quilts! (Additional purchase required)



Compact MuVit Digital Dual Feed Foot

Allows for smoother feeding and the ability to stitch thicker fabrics with ease. Continual contact with the material ensures steady stitching and the capability to stitch forward and backward.



Advanced N+ Foot

The new and included N+ foot has a durable coating for feeding fabric smoothly, and the addition of a plastic guide helps to minimize the misalignment of the material.



Foldable Spool Thread Stand
With the flip of the lid, the Luminaire 3 becomes its own workspace with the addition of a magnetic two-spool foldable thread stand where you can add king thread spools for those big projects!



Multi-Function Foot Controller
Redesigned to be ergonomic to the foot and accessible for toggle functions, the Multi-Function Foot Controller has updated the heel and toe kick angle and reduced the spring load of the main pedal for easier stepping and load reduction. In addition, there is a handy cord storage solution and an easy-adjust slot on the back of the pedal.



Needle Point Projection for Free-Motion Quilting
A better way to guide your free-motion quilting, the projected droplight places a pinpoint projection directly where your needle drops on the fabric. This gives you precise placement for every stitch.

Enhanced InnovEye Plus Technology

Wide View and Fast Scanning in High Resolution



It's like having a built-in camera and scanner! The InnovEye Plus Technology gives you a precise and accurate experience. The ability to scan the entire embroidery area provides virtually endless creative options and helps take the guesswork out of your projects.

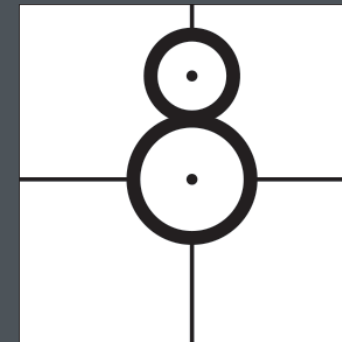
InnovEye Plus Technology has fast scanning speeds, so you can spend more time creating and less time waiting.

Live Magnified
Image with
Up-Close Viewer



End Point Sewing Function

Utilizing the built-in camera-like feature in the InnovEye Plus Technology, you can stop your stitch in the perfect place by just placing the Snowball End Point Sewing Sticker on your project.



Snowman Embroidery Positioning Marker

Pair with InnovEye Plus Technology to automatically position the design for precise embroidery placement. Choose from nine options for alignment of embroidery designs.

My Design Center Make Your Projects Unique

The Brother-exclusive My Design Center has incredible enhancements for the Luminaire 3. My Design Center has added six new decorative fill patterns, a ten-key input for sizing for better design editing, and a numbering system for stamp shapes for valuable referencing. Import custom decorative fill patterns and line motifs from optional PE-DESIGN 11 for added creativity. There is also a new fine-tip stylus pen for better drawing in My Design Center.

Draw or doodle directly on the LCD display and watch it spring to life in the large drawing area. Or, use the industry-first ScanImation Scanning Frame to scan drawings, line art, handwriting, or printed clip art and have it transformed into embroidery data. Or, import a JPEG using the USB port, and watch in amazement as the image is turned into stitch data using just the machine.



Custom Draw

Use the ScanImation Scanning Frame or draw directly on the LCD display to create your own unique patterns. For improved drawing techniques, there is a new fine-tip stylus pen included.

Stippling

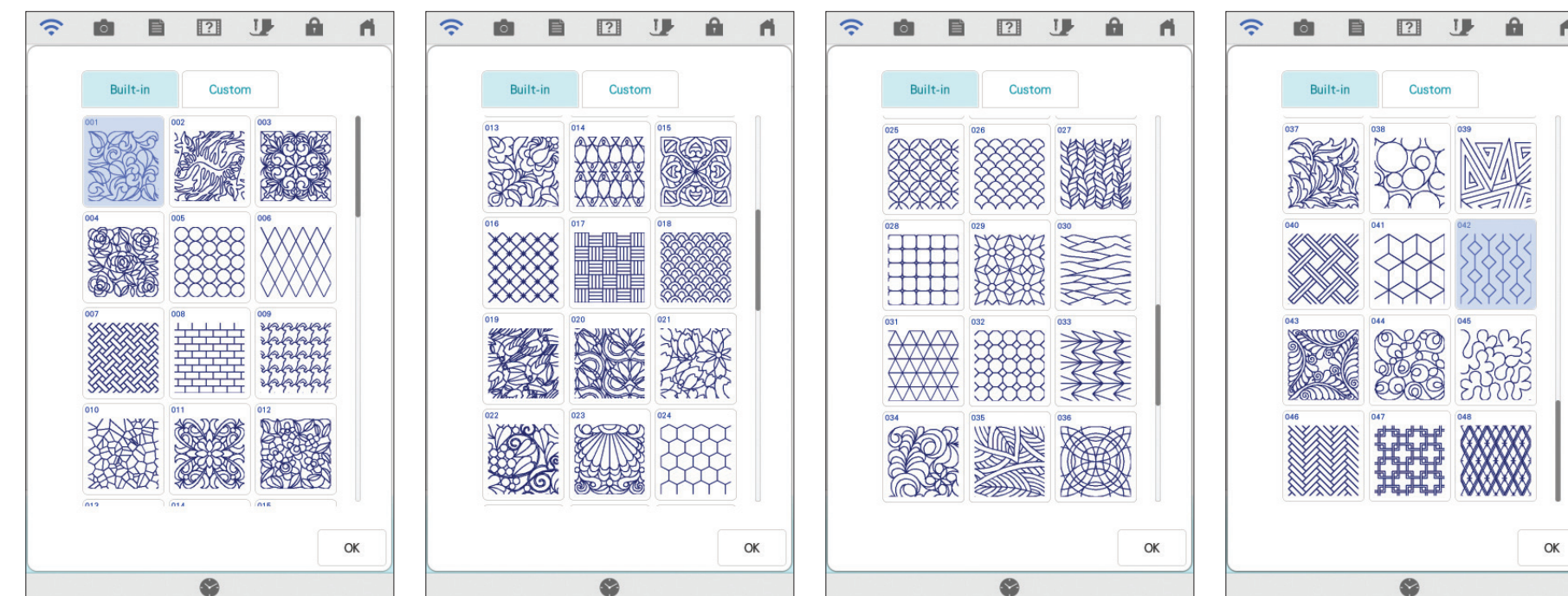
Get the look of complicated freehand stippling without the use of software or stitch regulation!

My Design Center Decorative Fill Options

Enjoy more designs with the Brother-exclusive My Design Center with 48 decorative fill options inspired by geometric shapes, basket weaves, leaves and bubbles.



Create Custom Works of Art





Over 1,500 Beautiful Embroidery Designs

Let your imagination and creativity run wild with the extensive library of over 1,500 built-in embroidery designs, including Disney, Anna Aldmon, Zundt, Zentangle, and Pierre Joseph Redouté.

Choose a geometric enhancement by using one of the 10 Long Stitch patterns. This technique resembles string art with dramatic long stitches layered to create a unique embellishment.

With the savvy 'No Sew' feature, you can remove different aspects of a design before you start so you can see what you do not want to stitch.

Disney Is In Our DNA

The Luminaire 3 has the magic of 192 Disney embroidery designs built right in.



192
Built-in Disney
Embroidery designs

Fast Embroidery Completion Speeds

Enjoy embroidery speeds comparable to a 10-needle embroidery machine with speeds up to 1,050 stitches per minute.

Enhanced Thread Colour Palettes

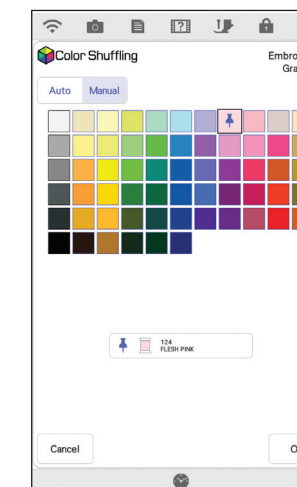

Our generous thread colour palette includes Iris, Floriani, Pacesetter Pro, and Polyfast brands.

Colour Shuffling 3 Function for Even More Colour Possibilities


Love a certain colour scheme? Not sure how to combine colours? Use the pin function in Random and Gradient modes to ensure your favorite colours are included in your shuffle.



Random Mode



Gradient Mode



Accessories to Enhance Your Luminaire 3 Experience

Included Accessories:

Four Frames, Including Our Largest Frame To Date

Embroider monograms and other small designs with the 100mm x 100mm frame. Use the 130mm x 180mm frame for clothing embellishment or choose the 272mm x 272mm hoop for quilts and jacket backs. Accommodate your largest designs on the 272mm x 408mm frame – our largest frame to date.

16 Different Sewing and Embroidery Feet

Choose from a wide array of feet, including a free-motion quilting “C” foot, a free-motion echo quilting “E” foot, a 1/4" piecing foot for effortless quilting, Compact MuVit Digital Dual Feed Foot, Monogramming Foot N+, Zigzag Foot, and Embroidery Couching Foot for even more creative freedom. Plus, the included industry-first camera detecting buttonhole foot can detect the button and automatically determine what size buttonhole to make.

Straight Stitch Needle Plate

Easily and quickly switch your needle plate for sewing or quilting with a simple press of a lever – no screwdriver needed.

Accessory Case

Designed to fit within the arm of the Luminaire 3, the accessory case will keep all your tools neatly organized and out of your way when not in use.

Dual King Spool Thread Stand

Need room for more thread? Create more work space with a flip of the lid. Easily attach the included magnetic stand, which can fit two king-sized spools of thread. This space-saving innovative stand helps ensure proper thread delivery, and also helps prevent broken and distorted stitches and uneven tension.

Adjustable Pressure Foot Knee Lifter

Adjust the lever in three angles for your ideal sewing position. Adjust the presser foot in four different heights.

Optional Accessories*:

Magnifying Lens

Easily attaches to your Luminaire 3 and has two layers/powers that you can easily flip down to see without straining your eyes.

(MLIAP)

Patent-Pending Brother-Exclusive Magnetic Sash Frame 360mm x 180mm

Hoop thick materials with ease. Avoid fabric shifting and the need to rehoop the fabric when connecting designs or embroidering large areas.

(XPMSF360AP)

Optional Quilting Feet For MuVit

- Stitch in the Ditch Dual Feed Foot (F075AP)
- 1/4" Dual Feed Foot (F076AP)
- Open-Toe Dual Feed Foot (F070)

PE-DESIGN 11 and PE-DESIGN 11 Upgrade

- Enable wireless LAN connectivity between your PC and Luminaire 3 to send embroidery designs back and forth wirelessly
- PE-DESIGN 10 owners can purchase PE-DESIGN 11 Upgrade for all the features of PE-DESIGN 11 (PEDESIGN11 AND UGKPED11AP)

*Additional purchase required.

Wide Extension Table

- 26" W x 16" D extension table for large sewing and quilting projects
- Features adjustable table legs and an on-board ruler (WT16AP)

ScannCut DX

HOME AND HOBBY CUTTING MACHINE

- Industry-first blade sensor technology to detect the thickness of the material
- PES/PHC/PHX file readability (reads most)



brother
at your side

All images are for illustrative purposes only. All specifications subject to change. ©2022 Brother International Corporation. ©Disney.