

LUXURY IN
EVERY DETAIL

THE DREAM MACHINE 2



When we created THE Dream Machine, our most advanced machine ever, with a dozen industry first features, few believed it could be surpassed. However, our visionary designers at Brother never stop dreaming. Now, we bring you THE Dream Machine 2. Enhanced, fine-tuned and graced with refined new features to give serious enthusiasts, like you, an incomparable sewing, embroidery and quilting experience.



THE *Dream Machine 2*

LUXURY IN EVERY DETAIL


Consumer Best Buy Digest Award
awarded in the United States



LUXURY FEATURES INCLUDE:



LCD SCREEN Large 10.1" built-in high definition LCD display – 23% larger than previous Brother screens.



56 SQUARE INCHES OF WORKSPACE Our largest needle to arm is a dream for any quilter, with the ability to accommodate a rolled king-sized quilt! 11.25" needle to arm!



INNOVEYE® 2 TECHNOLOGY It's like having a built-in camera and scanner.



ENHANCED MY DESIGN CENTER for even more creativity.

The newest improvements have the machine recognize embroidery that has already been completed. Background fills of many choices, and stitch attributes can be generated to fill the hoop.

Already own THE Dream Machine Innov-is XV8500D? No worries! Ask your Brother Dealer about the available upgrade to receive all the great new features found in the Dream Machine 2.



LARGE BUILT-IN HIGH DEFINITION LCD DISPLAY



BUILT-IN TUTORIAL VIDEOS

Built-in HD tutorials make learning easy! View over 40 tutorial videos directly on the high-definition LCD display, or stream your own creations using the industry standard MP4 format.



ZOOM AND ADJUSTMENT FEATURES

View your creations in **crisp, vivid colour** and watch them become larger than life with the new **zoom function of up to 800%** within My Design Center, and up to 200% in other modes. Easily adjust your design by rotating in 0.1 degree increments.



USER INTERFACE

Larger, more defined crystal clear icons, colour navigation, scrolling menu and the ability to view your design properties in preview mode.



23% LARGER
THAN PREVIOUS MODELS

10.1"
THE DREAM MACHINE 2

8.5"
QUATTRO 3

7"
V-SERIES

56 SQUARE INCHES OF WORKSPACE – 11.25" NEEDLE TO ARM

360MM X 240MM STABILITY PLUS FRAME

Make your projects larger than life with our largest and strongest embroidery frame yet. With the addition of **aluminum, rubber gasket and ribbed corners**, our improved embroidery frame offers **less slippage** for better stitch results.

NEW 240MM X 240MM EMBROIDERY FRAME

Our NEW 240mm x 240mm included embroidery frame is the perfect size for quilt squares, jacket backs and cushions. Also made with **aluminum, rubber gasket and ribbed corners**.

ACCUTRAC EMBROIDERY SYSTEM

Engineered for superior stitch quality. Bask in the pleasure of even more precise, high quality embroidery with our most advanced **AccuTrac embroidery system**. Created and used in our multi-needle PR machine, it provides better embroidery arm support, reduces bounce, provides better stitch quality, as well as sophisticated mechanical changes for the **smoothest frame control to date**.



INNOVEYE 2 TECHNOLOGY FOR PRECISE POSITIONING

IT'S LIKE HAVING A BUILT-IN CAMERA AND SCANNER

This industry-first technology gives you a **live and up-close view of the needle area** for the most precise positioning ever. **Perfectly place your design exactly** where you want it every time. Just scan your fabric or garment, preview your design on screen and you're ready to stitch. The ability to **scan the entire embroidery area** provides virtually endless creative options and helps ensure a professionally consistent result to all your projects.

VIRTUAL STITCH PREVIEW AND WIDTH ADJUSTMENT

See your desired stitch **superimposed on your project**, giving you the ability to confidently **adjust your stitch width or placement**.

EDGE SEWING

Using InnovEye 2 Technology, easily measure the width from the edge of the fabric to the stitching line, and set for edge sewing. **The InnovEye 2 Technology recognizes the edge of the fabric to give you a clean, even seam.** The automatic edge sewing provides a perfect seam virtually every time and aids in sewing $\frac{1}{4}$ " quilt seam allowances.

**INDUSTRY
FIRST**



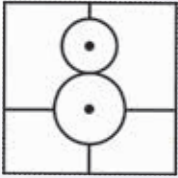
**LIVE MAGNIFIED IMAGE
WITH UP-CLOSE VIEWER**



UP TO
2x
SCANNING
SPEED

UP TO
3x
RESOLUTION

THAN PREVIOUS MODELS



SNOWMAN EMBROIDERY POSITIONING MARKER

Our beloved Snowman Embroidery Positioning Marker offers **9 options for alignment** of embroidery designs. Pair with InnovEye 2 Technology to **automatically position the design for precise embroidery placement.**

DESIGN CONNECTION BY INNOVEYE 2 TECHNOLOGY

Thanks to InnovEye 2 Technology, embroidery design connection is **easy and more precise.** Combined with the Snowman Embroidery Positioning Marker, you can reposition your design many times in many directions. Perfect for aligning designs for borders and quilt blocks.



9 Options for Alignment of Designs using the Snowman



**INDUSTRY
FIRST**

MY DESIGN CENTER

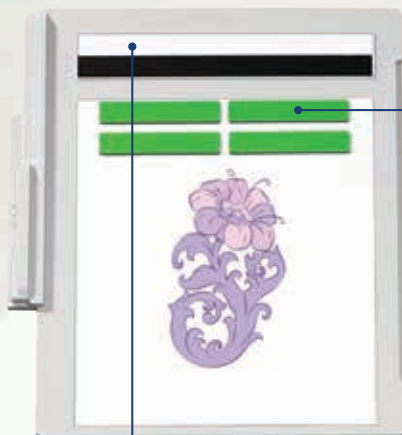
MAKE YOUR PROJECTS UNIQUE!

My Design Center integrates with our industry-first InnovEye 2 Technology to offer new design capabilities at your fingertips, all without a PC. Draw or doodle directly on the LCD display and watch it spring to life in the large drawing area. Or, use the industry-first scanning frame to scan line art, handwriting or printed clip art and have it transformed into embroidery data. Plus, enjoy **many new enhancements to My Design Center**, including automatic outline recognition and new decorative fill patterns so that you can add detail to any project. **There are so many ways to create custom personal works of art!**

SCANIMATION SCANNING FRAME AND TECHNOLOGY

The industry's first scanning frame that works directly on your machine. Using InnovEye 2 Technology and our state-of-the-art scanning frame, you can scan drawings and printed clip art directly into My Design Center.

SCANIMATION SCANNING FRAME



WHITE BALANCE CALIBRATION BARS
ENSURE ACCURATE Colour EVERY TIME

EXTRA STRONG
MAGNETS KEEP
YOUR ART
IN PLACE



BUILT-IN USB PORTS

High-speed 2.0 ports to import JPEG images using any standard storage media, and then easily turn them into embroidery data.



DRAW DIRECTLY ON THE LCD DISPLAY

Use the included stylus to **draw directly on the LCD** display and see your designs or handwriting instantly spring to life in the large drawing area. **No more tablet needed.**



LINE ART SCAN AND EMBROIDER

Use the industry-first InnovEye 2 Technology to scan handwriting or line art on the **industry-first ScanImation Scanning Frame**, and then watch as they are transformed into unique embroidery designs.



DRAW IT



SCAN IT



CONVERT IT



EMBROIDER IT

You can use your own line art drawing or take line art from a magazine and auto convert to stitch data.

1. Scan it
2. Convert it
3. Embroider it



1.

**INDUSTRY
FIRST**

MY DESIGN CENTER

TURN JUST ABOUT ANYTHING INTO EMBROIDERY DATA

NO PC OR SOFTWARE NEEDED

ILLUSTRATION SCAN & EMBROIDER

Use the industry-first InnovEye 2 Technology to scan an image or illustration on the industry-first **ScanImation Scanning Frame**. Or, import a JPEG using the USB port, and watch in amazement as the **image is turned into stitch data using just the machine**.

1. Scan it

2. Convert it

3. Embroider it



IMPORT YOUR
ILLUSTRATION OR
CLIP ART VIA THE
SCANNING FRAME
OR USB PORT.
(USB STICK NOT INCLUDED)



MY DESIGN CENTER
AUTOMATICALLY
CONVERTS THE FILE
INTO EMBROIDERY
DATA. SIZE AND
ANGLE INFORMATION
IS DISPLAYED.



CREATE BEAUTIFUL PROJECTS
BY COMBINING ALL OF THE
AMAZING FEATURES IN MY
DESIGN CENTER.

**INDUSTRY
FIRST**

MY DESIGN CENTER

STIPPLE & FREEHAND WITH EASE

NO PC OR SOFTWARE NEEDED

NEW OUTLINE RECOGNITION FOR STIPPLE AND FILL PATTERNS

Accurately stipple anywhere on any project. Add stippling or fill to any embroidery design, whether built-in or imported. Import your saved outline, choose from **10 new built-in decorative fill patterns or stipple stitch** and the machine does the rest. The enhanced preview mode allows you to see both the scanned design and selected stippling or fill pattern before you begin to stitch.



CUSTOM DRAW STIPPLING

Use the industry-first ScanImation Scanning Frame or draw directly on the LCD display to create your own unique patterns. **Get the look of complicated freehand stippling** without the use of software or stitch regulation!



NEW TRAPUNTO-LIKE EMBROIDERY

Easily create Trapunto-like projects using the new save outline feature. The last 6 outlines are saved.

NEW INSIDE & OUTSIDE AUTO STIPPLE AND FILL PATTERN

Use the built-in library of shapes to add interesting detail to any project. You can even **combine shapes and apply inside or outside stippling**. And now you can choose decorative fill patterns with separate stitch settings to create unique designs. **Includes 30 new closed shapes, 30 new open shapes and 2 new line options** - candelwicking and diamond!

INDUSTRY
FIRST

MY DESIGN CENTER

TURN JUST ABOUT ANYTHING INTO EMBROIDERY DATA



V-SONIC PEN FOR SEWING & EMBROIDERY

The V-Sonic Pen system uses ultrasonic technology to allow you to **control several functions right on your fabric**, so you can reduce the need to look away from your project. When sewing, easily make adjustments to needle position, set stitch width and position, select sewing end point and set laser guide position. When embroidering, easily adjust the design if the fabric has been hooped crooked.



DROPLIGHT LED EMBROIDERY POSITIONING MARKER

Trying to guess where to drop the needle is a nightmare of the past! Use the embroidery foot with LED pointer to **easily see your needle drop position** – critical for embroidery. You can check the embroidery field easily with the trial key and the LED pointer. **Also helpful while using the stitch forward and backward keys.**



SEW STRAIGHT 2 LASER VISION GUIDE

Sewing straight has never been easier with the built-in laser guide. Now it's even easier with the **bright laser line** for easier viewing on darker fabrics, and a **wide range that extends up to 19mm**. With double the brightness and manual adjustment, you will be able to see this guideline on virtually any fabric you can imagine.



MUVIT DIGITAL DUAL FEED SYSTEM

No more puckering! Feeding fabric has never been smoother! Powerfully **feed fabric from the top AND bottom** and sew precise, uniform stitches on a range of fabrics, from silk to denim.

COUCHING TECHNIQUE AND MUVITDIGITAL DUAL FEED SYSTEM

The **couching foot** with MuVit allows you to add cording techniques to your projects.



COLOUR SHUFFLING 2 FUNCTION FOR EVEN MORE COLOUR POSSIBILITIES



RANDOM MODE

GRADIENT MODE

INNOVACHROME LED THREAD COLOUR & MONITORING SYSTEM

No more babysitting your machine! Our revolutionary visual status system **indicates when a thread colour change is needed**, what the next colour is, as well as **thread breakages and alerts**.

SOLID RED

SOLID BLUE

SOLID BLUE

FLASHING GREEN



STITCHING
RED
SECTION



NEED BLUE
FOR NEXT
SECTION



STITCHING
BLUE
SECTION



DESIGN
FINISHED



ENHANCED EMBROIDERY EDITING

COLOUR SORT

When combining designs, you can easily **cut down on thread changes** by



NEW IMPROVED LETTER INPUT AND EDITING

Now you can easily **insert or delete lettering and characters**.

MULTI-LINE TEXT INPUT & ALIGNMENT

Easily **embroider multi-line words**, phrases and notes. Also allows for left, center and right alignment of text.



Left

Center

Right

NEW MULTIPLE DESIGN TRANSFER

Copy multiple **design files** from your USB to the machine's memory at once.

NEW MULTIPLE DESIGN SELECTION

Makes **editing multiple design creations** easy.

NEW NO-FUSS STIPPLING!

Easily **add stippling around any embroidery design or shape** in the Embroidery mode. The machine will recognise the outline of your design and automatically apply stippling. The margin and stippling size are adjustable.



NEW ADDITIONAL ICONS

For showing **Hoop Size, Distance from Design and Spacing of Stippling**.

NEW GROUP AND UNGROUP

Easily **group letters and designs** to edit all at once.

NEW EASY APPLIQUÉ FEATURE

Instant pattern outline for **easily creating appliqué**. Now you can create **multiple appliqués** in one hoop!



NEW COMBINE BOBBIN WORK DESIGNS

Now you can **combine Bobbin Work designs** and the machine alerts you when a pattern is complete to change the bobbin to stitch the next design.


OVER 980 BEAUTIFUL EMBROIDERY DESIGNS

Including 20 new designs, and new one-point alphabet designs with 4 accent designs.



DISNEY IS IN OUR DNA

Only THE Dream Machine 2 has the magic of 166 Disney embroidery designs built right in.



OPTIONAL ACCESSORIES

10 SPOOL STAND

This 10-Spool Thread Stand snaps securely in place on to your machine to provide 10 vertical spool pins for thread delivery or bobbin storage. Allows easy access to frequently used thread colours. Place your threads in the proper colour sequence for your next embroidery, quilting or sewing project. The spool pins can easily be removed to accommodate a variety of spool sizes. Take control of your spool thread tails by placing them in the storage slots.

WIDE TABLE

Useful for quilting and other large projects. Available with/without a free-motion guide grip. Conveniently placed ruler for easy reference. Adjustable rubber-tipped legs.

EMBROIDERY THREADS

Brother embroidery threads have been designed specifically for your machine. Use of the proper Brother embroidery thread will ensure the best possible results for your machine embroidery.

SCANNCUT 2 CM900 CUTS APPLIQUÉ, FABRIC PIECES AND QUILT BLOCKS WITH EASE

- Large 4.85" colour LCD touch screen display, now 30% larger than before
- Works in total harmony with embroidery machines when files contain appliqué stitch data
- Large 12" x 24" scanning and cutting area
- Now with WiFi capability

PE-DESIGN 10 THE NEXT STEP IN PERSONAL EMBROIDERY DESIGN

Expand your creative possibilities with this full-feature digitizing software.

- 130 built-in fonts and 1,000+ built-in designs
- Convenient USB-style software key
- Enhanced embroidery wizard, with the ability to see thumbnail previews of your designs in Windows® Explorer
- Superior quality PhotoStitch results with new feature enhancements

THE DREAM MACHINE ROLLING BAG SET

Custom two-piece set includes a rolling bag and an accessory bag.

Additional accessories are available from your Authorised Brother Dealer.



Contact :



1800 000 360

www.echidnasewing.com.au

brother
at your side



/brotheraustralia



/brotherau



www.brother.com.au